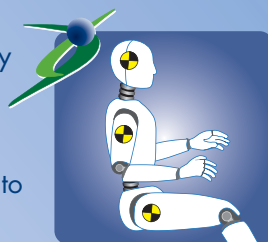


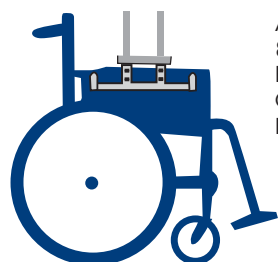
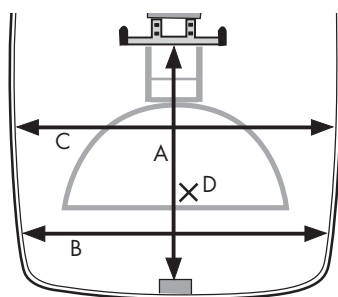
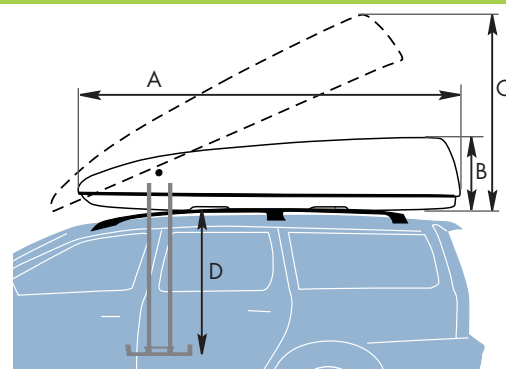
The Autoadapt test laboratory is accredited according to ISO/IEC 17025:2005
The Autoadapt management system is certified according to ISO 9001:2000



The roof box that takes care of your manual wheelchair

ROOF[®]spider

Length (A):.....230 cm
Width:.....127 cm
Height (B):.....47 cm
Height opened (C):.....110 cm
Maximum vertical travel from bottom of roof box (D):.....120 cm
Weight:.....54 kg
Maximum load:.....25 kg
Voltage:.....12 V
Power consumption with lid closed: 4.5 mA
Power consumption with lid opened: 60 mA
Power consumption at work:.....2 - 12 A
Fuse:.....Automatic fuse 10 A



A) From lifting device to lock box: 82,5 cm
B) 114 cm
C) 120 cm
D) Height from x up to the lid: 35 cm

ROOF SPIDER is tested according to DIN 75302 and following tests have been made:

Crash test with a load of 25 kg
EMC test (elektromagnetisk kompatibilitet): 72/245/EEG, ECE R-10

Freeze test by -20° C with hammer impact of 2,5 kg
Fire spreadability ISO 11925-2
Heat test by +60° C
Hinge test with roof box placed up side down



www.autoadapt.com
www.autoadapt.co.uk

Autoadapt AB

Åkerivägen 7, S-443 61 Stenkullen, Sweden
Phone: +46 302 254 00
E-mail: contact@autoadapt.se

Autoadapt UK Ltd

Unit 1 Windsor Industrial Estate Rupert Street, Aston, Birmingham B7 4PR, UK
Phone: +44 (0)121 333 5170
E mail: contact@autoadapt.co.uk
www.autoadapt.co.uk



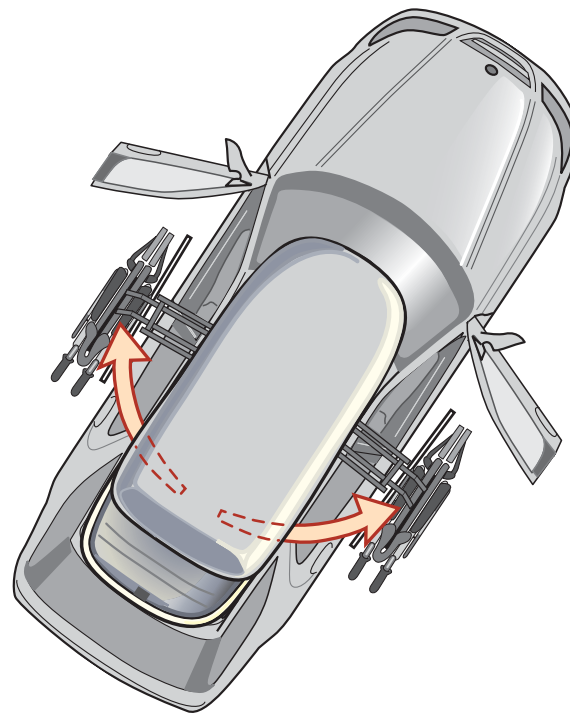
ROOF[®]spider

Loads from either side of the vehicle

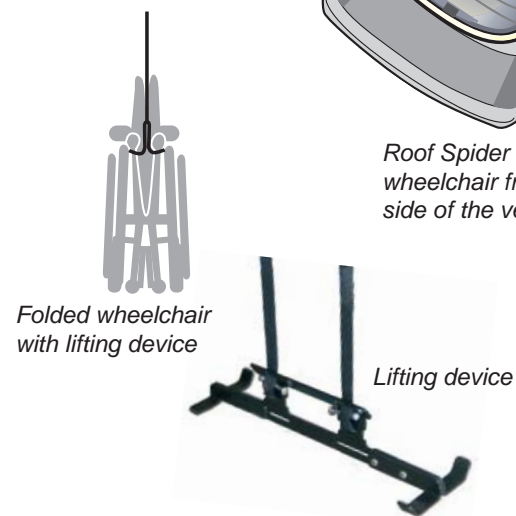
Thanks to the fact that ROOF SPIDER can load from either side of the vehicle it doesn't matter if you choose to drive the vehicle or just travel as a passenger. You just press the hand control button corresponding the side on which you are placed.

ROOF SPIDER is designed for foldable manual wheelchairs of maximum 25 kg.

- Loads from either side of the vehicle
- Low weight, 54 kg unloaded
- Low height; 47 cm from roof rack
- Crash tested and CE-marked



Roof Spider loads the wheelchair from either side of the vehicle.



Folded wheelchair with lifting device

Lifting device



Hand control

How to load the wheelchair:

Transfer from the wheelchair to the vehicle seat.
Place the wheelchair in a suitable position for the lifting device.
Press the hand control button that correspond to the side you are sitting. Now the roof box lid opens and the lifting device is lowered towards the wheelchair.
Fold the wheelchair with the lifting device pressed in between the sides of the seat.
Press the hand control button (arrow up) to load the wheelchair.



Safety

ROOF SPIDER is crash tested with a 25 kg load and has passed tests such as a 2.5 kg hammertest at -20° C, shape permanence at +60° C, resistance to electromagnetic interference, fire resistance etc. The product is CE-marked.




By motor failure the box lid can be manually opened with the emergency tools.

Comfort

ROOF SPIDER will make you independent of assistance from other people.

With the wheelchair stored in a roof box you won't get your vehicle compartment dirty or your luggage area restricted.

Thanks to the low weight (54 kg unloaded) you have a choice of most vehicle makes and models. Bear in mind that the roof box adds 47 cm to the vehicle height above roof rack if you have a garage door height limit to consider.



The wheelchair is being loaded from the right side.



1



2



3



4



5